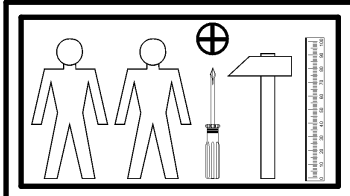
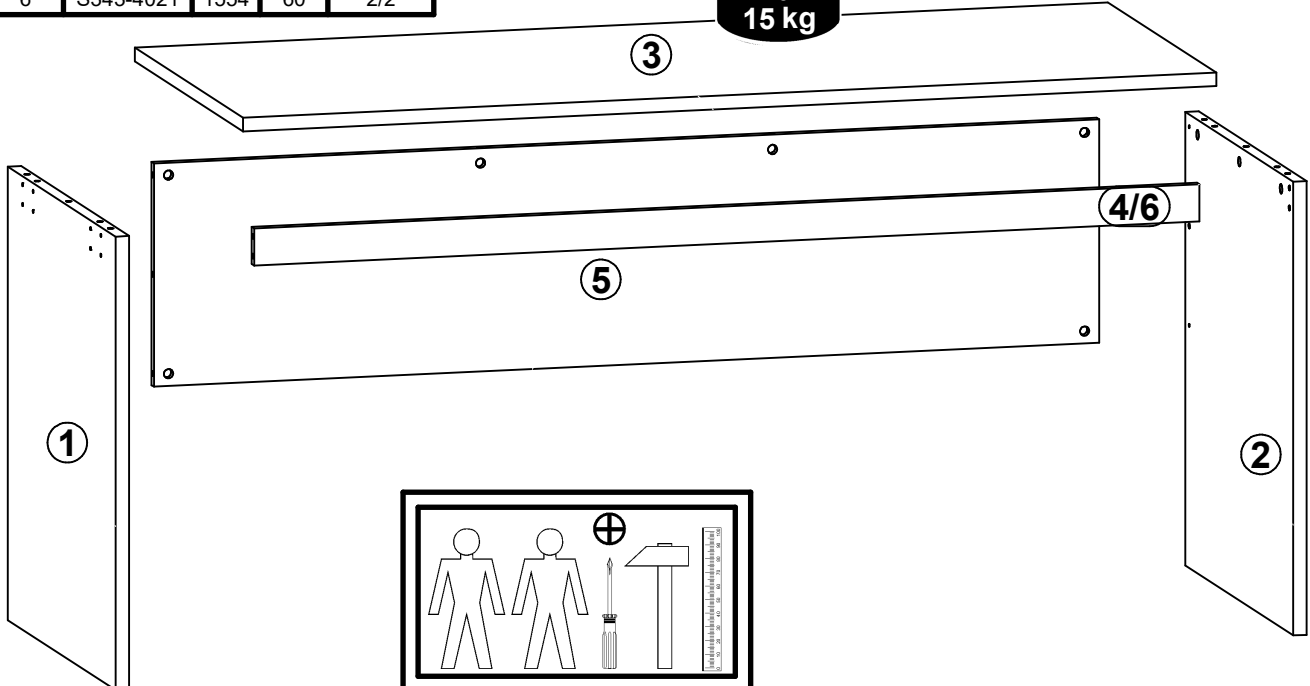
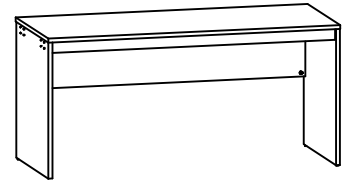


# A

# GRAPHIC

S343-BIU/160

| A | B         | C    | D   |     |
|---|-----------|------|-----|-----|
| 1 | S343-1001 | 731  | 662 | 1/2 |
| 2 | S343-1002 | 731  | 662 | 1/2 |
| 3 | S343-2001 | 1600 | 664 | 2/2 |
| 4 | S343-4001 | 1554 | 60  | 2/2 |
| 5 | S343-4002 | 1554 | 360 | 2/2 |
| 6 | S343-4021 | 1554 | 60  | 2/2 |



- 10x  
φ8x30 mm  
**f1**
- 4x  
**k1**
- 2x  
25x25x16/2  
**n110**
- 4x  
Ø4x13 mm  
**p93**
- 12x  
φ15x12mm #16  
**r1**
- 12x  
20/11  
**r42**
- 6x  
Ø16  
**s2**
- 16x  
Ø5  
**s4**
- 4x  
Ø15  
**s51**

